
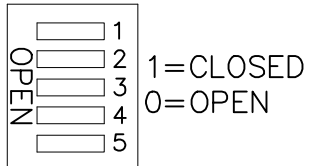


THIS DOCUMENT CONTAINS DATA PROPRIETARY TO PROJECTS UNLIMITED, INC. ANY USE OR REPRODUCTION, IN ANY FORM, WITHOUT PRIOR WRITTEN PERMISSION OF PROJECTS UNLIMITED, INC. IS PROHIBITED.  
 © 2005, Projects Unlimited Inc.

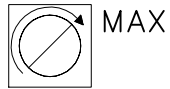
## SPECIFICATIONS

PARAMETERS	VALUES	UNITS
RATED VOLTAGE	24	Vdc
OPERATING VOLTAGE RANGE	9 ~ 28	Vdc
CURRENT CONSUMPTION	SEE 32 TONE CHART	—
OUTPUT TONE	SEE 32 TONE CHART	—
INGRESS PROTECTION	IP54 	—
COLOR	WHITE	—
OPERATING TEMPERATURE	-25 ~ +70	°C
HOUSING MATERIAL	ABS	—
WEIGHT	300	grams

### DETAIL "A"



### DETAIL "B" VOLUME CONTROL



OPTIONAL BASES  
 DEEP BASE: AWA-DBR  
 U BASE: AWA-UBR  
 120Vac BASE: AWA-DBR-120

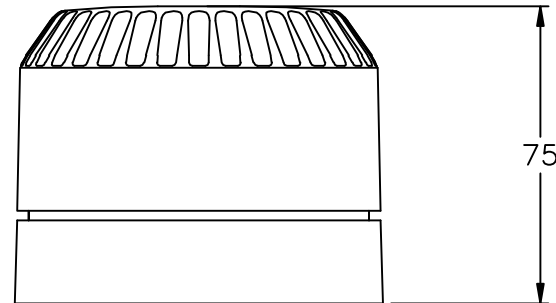
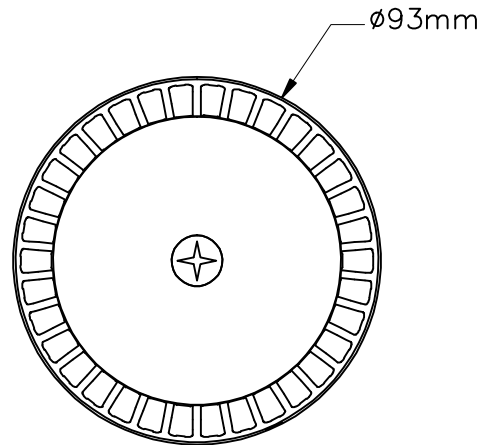
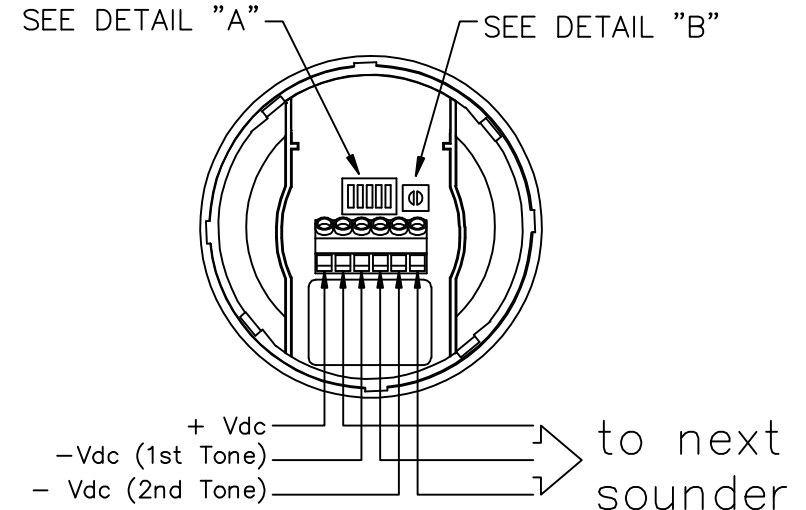
### NOTES:

- ALL DIMENSIONS ARE IN MILLIMETERS.
- SPECIFICATION SUBJECT TO CHANGE OR WITHDRAWAL WITHOUT NOTICE.
- THIS PART IS RoHS 2002/95/EC COMPLIANT.
- IP65 WITH USE OF AWA-DBW, AWA-DBW-120, OR AWA-UBW BASE.

FILE NAME  
 AW-15SBW.DWG

### REVISIONS

LTR	DESCRIPTION	DATE	APPROVED
—	RELEASED FROM ENGINEERING	12/15/05	
A	ADDED CONNECTION DIAGRAM	9/1/06	R.W.
B	ADDED BASE & RoHS NOTES	5/18/07	R.W.



UNLESS OTHERWISE SPECIFIED:  
 DIMENSIONS ARE IN MILLIMETERS, TOLERANCES ARE ±0.5 AND ANGLES ARE ±3°.



projects®  
 unlimited

Dayton, Ohio

SIREN

APPROVALS	DATE
DRAWN J.A.F.	12/05
CHECKED E.P.	12/05
APPROVED B.R.	12/05

SIZE  
 A

DRAWING NO.  
 AW-15SBW

DO NOT SCALE DRAWING

SCALE: N.T.S.

SHEET 1 OF 1

Primary tone	Secondary tone	Switch setting	Tone description				Main Application	AW-15 VDC				
								12 VDC	12 Vdc on axis @1M	24 VDC	24Vdc on axis @1M	EN54-3 28Vdc see notes
			12345	Pattern	Frequency Hz	Rate		Depiction	mA	dB(A)	mA	dB(A)
1	14	11111	Alternating	800 & 970	2Hz (250ms-250ms)		BS Fire tone	8	94	16	101	*
2	14	11110	Sweep	800 to 970	7Hz (7/s)		BS Fire tone	8	95	16	102	*
3	36	11101	Sweep	800 to 970	1Hz (1/s)		BS Fire tone	8	96	16	102	95
4	14	11100	Continuous	2850	Steady			14	105	30	111	*
5	4	11011	Sweep	2400 to 2850	7Hz			16	104	28	111	*
6	4	11010	Sweep	2400 to 2850	1Hz			15	104	28	111	*
7	14	11001	Slow whoop	300 to 1200	3s sweep, 0.5 s silence, then repeat		Dutch Fire tone	10	93	18	99	97
8	14	11000	Sweep (DIN)	1200 to 500	1Hz		Din tone	7	92	14	99	94
9	4	10111	Alternating	2400 & 2850	2Hz (250ms-250ms)			17	103	28	110	*
10	14	10110	Intermittent	970	0.5Hz (1s On/1s Off)			7	94	10	101	*
11	14	10101	Alternating	800 & 970	1Hz (500ms-500ms)		BS Fire tone	8	94	16	101	*
12	4	10100	Intermittent	2850	0.5Hz (1s On/1s Off)			12	103	22	110	*
13	14	10011	Intermittent	970	0.8Hz (250ms On/1s Off)			3	90	6	97	*
14	14	10010	Continuous	970	Steady		BS Fire tone	9	95	18	102	95
15	14	10001	Alternating	554 & 440	100ms-400ms		French fire tone	5	88	10	94	*
16	16	10000	Intermittent	660	3.3Hz (150ms On/150ms Off)		Swedish fire tone	4	81	7	87	*
17	17	01111	Intermittent	660	0.28Hz (1.8s On/1.8s Off)		Swedish fire tone	5	84	10	89	*
18	18	01110	Intermittent	660	0.05Hz (13s Off / 6.5Hz On)		Swedish fire tone	6	84	12	89	*
19	19	01101	Continuous	660	Steady		Swedish fire tone	6	84	12	90	*
20	20	01100	Alternating	554 & 440	0.5Hz (1s On/1s Off)		Swedish fire tone	5	91	11	97	*
21	21	01011	Intermittent	660	1Hz (500ms-500ms)		Swedish fire tone	4	82	8	88	*
22	14	01010	Intermittent	2850	4Hz (150ms On/100ms Off)		Pelican crossing	11	102	20	110	*
23	14	01001	Sweep	800 to 970	50Hz		BS Fire tone	8	96	16	102	*
24	4	01000	Sweep	2400 to 2850	50Hz			12	104	23	111	*
25	25	00111	Intermittent	970	3 x 500ms pulses followed by 1.5s silence then repeat		ISO 8201	7	93	12	100	*
26	26	00110	Intermittent	2850	3 x 500ms pulses followed by 1.5s silence then repeat		ISO 8201	10	102	18	109	*
27	27	00101	Continuous	4000	Steady			16	76	33	84	*
28	10	00100	Alternating	800 & 970	2Hz (250ms-250ms)		BS Fire tone	8	94	15	101	*
29	33	00011	Alternating	990 & 650	2Hz (250ms-250ms) (Symphoni tones)		BS Fire tone	13	93	19	100	96
30	36	00010	Alternating	510 & 610	2Hz (250ms-250ms) (Squashni Micro tones)		BS Fire tone	9	92	13	97	92
31	31	00001	Sweep	300 to 1200	1Hz			13	91	19	97	*
32	32	00000	Continuous	4000	Steady			16	76	33	84	*

Note (a): Tones approved under the Construction Products Directive for Fire Alarm Applications, are shown in the column marked EN54-3.

Note (b): EN54-3 measurements shown reflect minimum expected SPL readings at Maximum Volume at the Loudest Point around the EN54-3 defined sounder axis.

Note (c): All other tone measurements reflect manufacturers data based on 'on axis' measurements, and are not verified by a Notified body.

Note (d): All measurements taken at 20oC operating temperature.